

ENGINEERING EDITIONS FOR INTEGRATION PURPOSES COMPATIBILITY OVERVIEW



CALL BUTTONS

D2100E & D2100EA

D3100E

D1100E

Connection options:

- A. One call button connected to the port for one call button (yellow) of the main unit
- B. 2-18 call buttons connected to the Multi-Tenant Module "MTM18A"
- C. 2-56 call buttons connected to the Multi-Tenant Module "MTM56A"

This combination is available through our customized service.

Please contact us via e-mail:
customized@doorbird.com

This combination is available through our customized service.

Please contact us via e-mail:
customized@doorbird.com

[Illuminated Call Button for DoorBird D21x](#)



[Illuminated Call Button for DoorBird D11x](#)



Not compatible

Connection options:

- A. 1-2 call buttons connected to the port for call buttons (CB) of the main unit
- B. 2-18 call buttons connected to the Multi-Tenant Module "MTM18A"
- C. 2-56 call buttons connected to the Multi-Tenant Module "MTM56A"

Connection option:

- 1-2 call buttons connected to the port for call buttons (CB) of the main unit

[Illuminated stainless steel button for DoorBird D1101KH Classic](#)



[Illuminated stainless steel button for DoorBird D21x](#)

Connection options:

- A. One call button connected to the port for one call button (yellow) of the main unit
- B. 2-18 call buttons connected to the Multi-Tenant Module "MTM18A"
- C. 2-56 call buttons connected to the Multi-Tenant Module "MTM56A"

This combination is available through our customized service.

Please contact us via e-mail:
customized@doorbird.com

This combination is available through our customized service.

Please contact us via e-mail:
customized@doorbird.com

[Illuminated stainless steel call button with separate backlit nameplate for DoorBird D21x](#)



SPARE PARTS

[Module Port Converter MPCOID21 for connecting a second input module on the D21x series](#)



Connection option:

- One Module Port Converter connected to the port for output modules (green) of the main unit



Not compatible



Not compatible




SPARE PARTS

D2100E & D2100EA

D3100E

D1100E



[Multi-Tenant Module
MTM18A](#)

Connection option:

One Multi-Tenant Module connected to the port for input modules (red) of the main unit

Only one Multi-Tenant module can be connected to the main unit.

Connection option:

One Multi-Tenant Module connected to the port for add-on modules (COM) of the main unit
Not compatible with Touch Display Module 7", Display Module 3.5", Fingerprint or Keypad Modules

Only one Multi-Tenant module can be connected to the main unit.

This combination is available through our customized service.

Please contact us via e-mail:
customized@doorbird.com



[Multi-Tenant Module
MTM14E](#)



[Multi-Tenant Module
MTM56A](#)

Available combinations:

- A. One Fingerprint Reader Module connected to the port for input modules (red) for devices with one call button attached to the main unit
- B. One Fingerprint Reader Module connected to the port for output modules (green) with the Module Port Converter "MPCOID21" for devices with Multi-Tenant modules attached to the main unit

Connection option:

One Fingerprint Reader Module connected to the port for add-on modules (COM) of the main unit

Not compatible with Multi-Tenant Modules or Keypad-Modules

Connection option:

One Fingerprint Reader Module connected to the port for add-on modules (COM) of the main unit

Not compatible with Multi-Tenant Modules or Keypad-Modules



[Fingerprint Reader
Module 50](#)

Available combinations:

- A. One Keypad Module connected to the port for input modules (red) for devices with one call button attached to the main unit
- B. One Keypad Module connected to the port for output modules (green) with the Module Port Converter "MPCOID21" for devices with Multi-Tenant modules attached to the main unit

Connection option:


One Keypad Module connected to the port for add-on modules (COM) of the main unit

Not compatible with Multi-Tenant Modules, Fingerprint Reader Module 50, Touch Display Module 7" or other Keypads

Connection option:

One Keypad Module connected to the port for add-on modules (COM) of the main unit

Not compatible with Multi-Tenant Modules, Fingerprint Reader Module 50 or other Keypads



[Keypad Module with 12
stainless steel keys](#)



[Keypad Module with
12 keys](#)

Not compatible

Connection option:


One Keypad Module connected to the port for add-on modules (COM) of the main unit

Not compatible with Multi-Tenant Modules, Fingerprint Reader Module 50, Touch Display Module 7" or other Keypads

Connection option:

One Keypad Module connected to the port for add-on modules (COM) of the main unit

Not compatible with Multi-Tenant Modules, Fingerprint Reader Module 50 or other Keypads



[Keypad Module with 16
stainless steel keys for
DoorBird D21DKx](#)

Connection option:

One Keypad Module connected to the port for input modules (red) of the main unit


Can only be used in combination with a Display Module.

Connection option:

One Keypad Module connected to the port for add-on modules (COM) of the main unit

Can only be used in combination with a Display Module. Not compatible with Touch Display Module 7". Can not be used with a single call button.

Not compatible



[Display Module,
Color, 3.5 inch,
for DoorBird D21DKx](#)

Connection option:

One Display Module connected to the port for output modules (green) of the main unit

Can only be used in combination with a Keypad Module with 16 keys.

Connection option:

One Display Module connected to the USB port of the main unit

Can only be used in combination with a Keypad Module with 16 keys.

Not compatible

SPARE PARTS

D2100E & D2100EA

D3100E

D1100E



[Touch Display Module, Color, 7 inch, for DoorBird D31TDx](#)



Not compatible



Connection option:

One Display Module connected to the USB port of the main unit

Construction via the customized service is recommended.

Not compatible with Multi-Tenant Modules, Call Buttons, Touch Free Call Button, Keypad Modules and other Displays



Not compatible



[Info Module for DoorBird D21x](#)



Connection option:

One Info Module connected to the port for output modules (green) of the main unit



Not compatible



Not compatible



[D2101TFV Touch Free Call Button Module](#)



Connection option:

One Touch Free Call Button Module connected to the port for input modules (red) of the main unit



This combination is available through our customized service.

Please contact us via e-mail: customized@doorbird.com



This combination is available through our customized service.

Please contact us via e-mail: customized@doorbird.com



[D21x Rectangular light push button](#)



Connection options:

One call button connected to the port for one call button (yellow) of the main unit



Not compatible



Not compatible



[D21x Round light push button](#)



Switches 1-24V AC/DC (1A).

Power supply for LED (12-24 V AC/DC) is not provided via the door station and is not included in the scope of delivery



Not compatible



Not compatible